

FPV-63

Solar DC Mini Circuit Breaker (DC MCB)



Application

FPV-63 DC MCB supplementary protectors are designed to provide overcurrent protection within appliances or electrical equipment, where a branch circuit protection is already provided or not required. Devices are designed for direct current (DC) control circuit applications.

Specifications

FPV-63 Series Circuit Breaker		FPV-63
Frame Degree Rated Current (A)		63
Pole		1P, 2P, 3P, 4P
Rated Operating Voltage (V DC)		DC12V -DC1200V
Rated Current In (A)		1-63A
Rated Insulation Voltage Ui (V DC)		1200VDC
Rated Impact Voltage Uimp (kV)		4
Ultimate Breaking Capacity Icu (kA)		6
Run Breaking Capacity Ics (%Icu)		75%
Curve Type		C
Trip Type		Thermal-magnetic
Mechanical	Actual average value	20000
	Standard value	8500
Electric	Actual average value	2500
	Standard value	1500

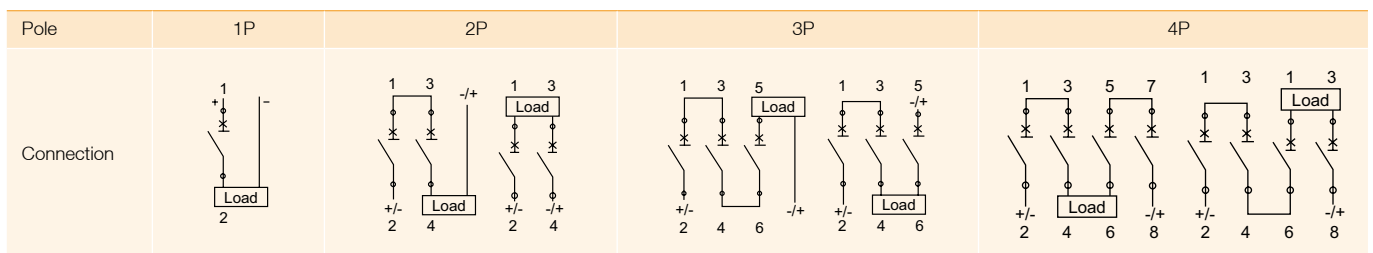
Control and Indication

Shunt release (SHT)	Option
Undervoltage release (UNT)	
Auxiliary contact (AX)	
Alarm contact (AL)	

Condition and Installation

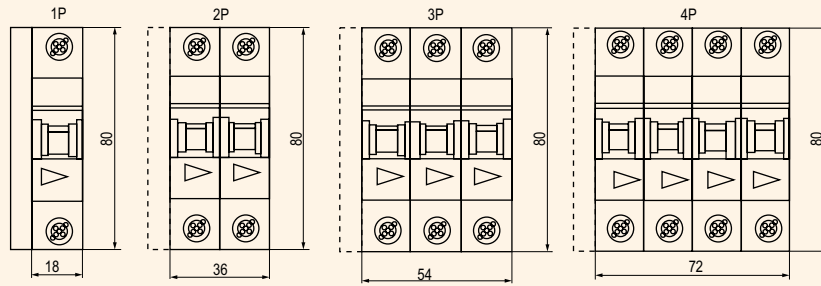
Wiring capacity (mm ²)	In ≤ 32A, 1~25 mm ² , I ≥ 40A, 10~35mm ²				
Ambient temperature (°C)	-20~+70				
Altitude	≤ 2000				
Relative humidity	≤ 95%				
Pollution Level	3				
Installation Environment	No obvious shock and vibration				
Installation category	Class III				
Installation	DIN Standard rail				
Dimensions(W)x(H)x(Deep)	W	18	36	54	72
	H	80	80	80	80
	Deep	71	71	71	71
Weight (kg)		0.12	0.24	0.36	0.48

Connection

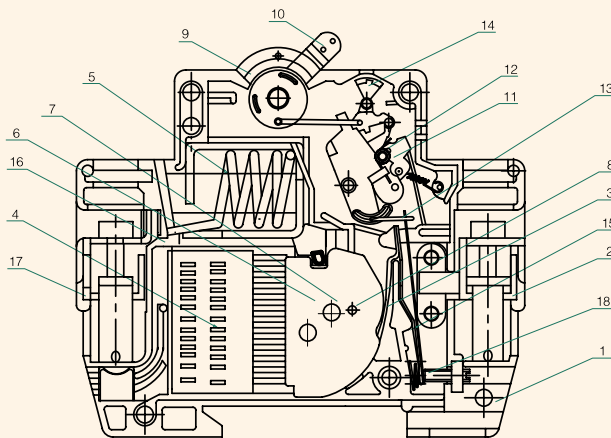


SOLAR DC MINI CIRCUIT BREAKER (DC MCB)

Dimension



Details



- | | |
|---------------------|------------------------|
| 1. Shell | 10. Handle |
| 2. Wiring board | 11. Lock catch knuckle |
| 3. Static contact | 12. Tripping chain |
| 4. Arc chamber | 13. Jump pin |
| 5. Copper coil | 14. Indicator |
| 6. Insulation plate | 15. Bimetal |
| 7. Moving contact | 16. Soft linking |
| 8. Fixed contact | 17. Wiring board |
| 9. Spring | 18. Adjusting screw |

Characteristic Curve

FPV-63 Characteristic curve

